

# Occupation Overview

Emsi Q3 2017 Data Set

November 2017

## College of Lake County



19351 West Washington Street  
Grayslake, Illinois 60030  
(847) 543-2000

# Parameters

## Occupations

17 items selected. See Appendix A for details.

## Regions

Code	Description
17031	Cook County, IL
17043	DuPage County, IL
17097	Lake County, IL
17111	McHenry County, IL
55059	Kenosha County, WI

## Timeframe

2019 - 2020

## Datarun


2017.3 – QCEW Employees and Self-Employed

## Occupation Summary for ARM-AAS Degree Exploration

<p>133,230</p> <p>Jobs (2016)</p> <p>2% <b>below</b> National average</p>	<p>+0.1%</p> <p>% Change (2019-2020)</p> <p>Nation: +0.9%</p>	<p>\$22.36/hr</p> <p>Median Hourly Earnings</p> <p>Nation: \$20.19/hr</p>
---	---	---

## Growth

134,004 2019 Jobs	134,111 2020 Jobs	107 Change (2019-2020)	0.1% % Change (2019-2020)
----------------------	----------------------	---------------------------	------------------------------



Occupation	2019 Jobs	2020 Jobs	Change	% Change
Electrical and Electronics Drafters (17-3012)	515	516	1	0%
Mechanical Drafters (17-3013)	2,271	2,235	-36	-2%
Electro-Mechanical Technicians (17-3024)	259	258	-1	0%
Technical Writers (27-3042)	1,284	1,296	12	1%
Sales Representatives, Wholesale and Manufacturing, Technical and Scientific Products (41-4011)	8,501	8,547	46	1%
Sales Representatives, Wholesale and Manufacturing, Except Technical and Scientific Products (41-4012)	45,190	45,176	-14	0%
Computer, Automated Teller, and Office Machine Repairers (49-2011)	2,779	2,773	-6	0%
Electric Motor, Power Tool, and Related Repairers (49-2092)	411	406	-5	-1%
Electrical and Electronics Installers and Repairers, Transportation Equipment (49-2093)	171	171	0	0%
Electrical and Electronics Repairers, Commercial and Industrial Equipment (49-2094)	1,129	1,127	-2	0%
Electrical and Electronics Repairers, Powerhouse, Substation, and Relay (49-2095)	212	217	5	2%
Electronic Equipment Installers and Repairers, Motor Vehicles (49-2096)	240	229	-11	-5%
Industrial Machinery Mechanics (49-9041)	6,109	6,176	67	1%
Maintenance Workers, Machinery (49-9043)	2,176	2,174	-2	0%

Occupation	2019 Jobs	2020 Jobs	Change	% Change
Maintenance and Repair Workers, General (49-9071)	36,046	36,142	96	0%
Electrical and Electronic Equipment Assemblers (51-2022)	3,361	3,346	-15	0%
Team Assemblers (51-2092)	23,351	23,321	-30	0%

## Percentile Earnings

\$14.54/hr

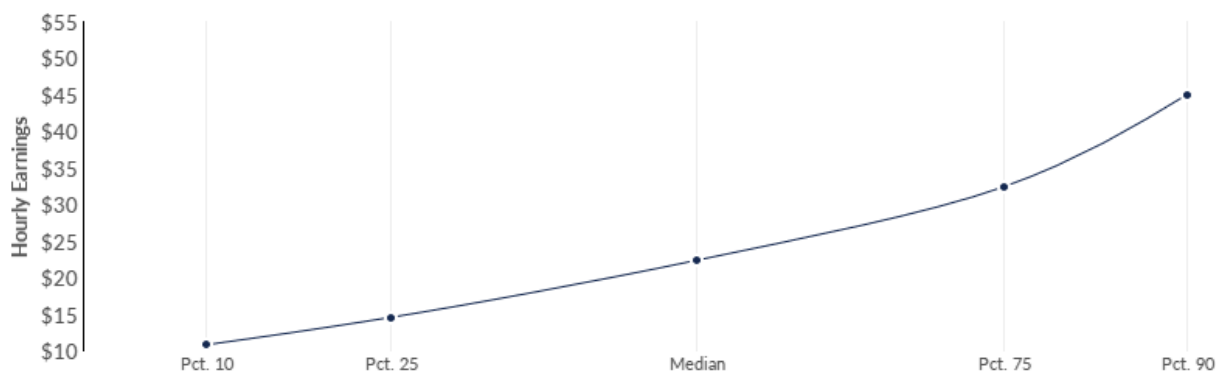
25th Percentile Earnings

\$22.36/hr

Median Earnings

\$32.39/hr

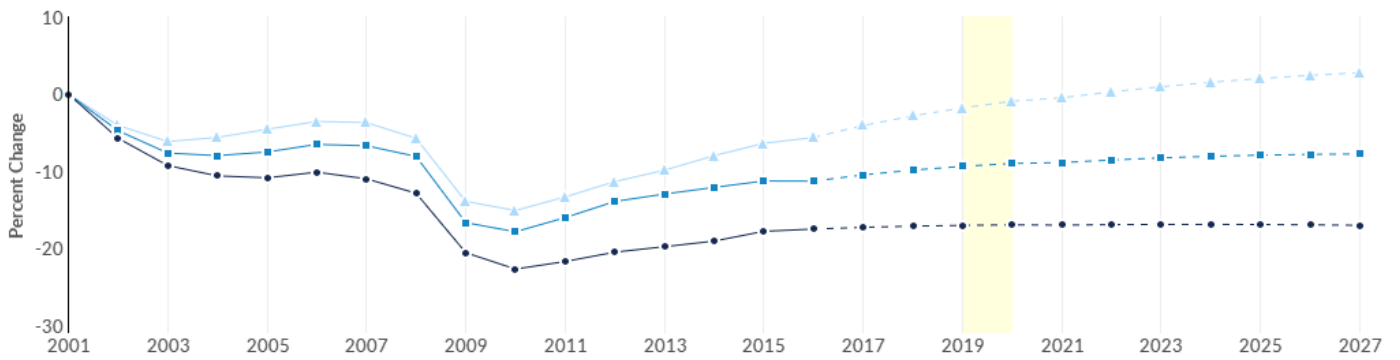
75th Percentile Earnings



Occupation	25th Percentile Earnings	Median Earnings	75th Percentile Earnings
Electrical and Electronics Drafters (17-3012)	\$24.51	\$33.69	\$44.12
Mechanical Drafters (17-3013)	\$21.90	\$27.28	\$34.93
Electro-Mechanical Technicians (17-3024)	\$20.14	\$24.19	\$30.06
Technical Writers (27-3042)	\$25.32	\$31.69	\$39.10
Sales Representatives, Wholesale and Manufacturing, Technical and Scientific Products (41-4011)	\$22.58	\$30.35	\$42.03
Sales Representatives, Wholesale and Manufacturing, Except Technical and Scientific Products (41-4012)	\$20.66	\$29.80	\$44.14
Computer, Automated Teller, and Office Machine Repairers (49-2011)	\$12.22	\$16.50	\$22.73
Electric Motor, Power Tool, and Related Repairers (49-2092)	\$16.27	\$23.86	\$33.09
Electrical and Electronics Installers and Repairers, Transportation Equipment (49-2093)	\$20.68	\$24.81	\$28.17
Electrical and Electronics Repairers, Commercial and Industrial Equipment (49-2094)	\$21.25	\$26.02	\$34.87
Electrical and Electronics Repairers, Powerhouse, Substation, and Relay (49-2095)	\$31.42	\$35.30	\$39.86
Electronic Equipment Installers and Repairers, Motor Vehicles (49-2096)	\$14.43	\$17.98	\$23.86
Industrial Machinery Mechanics (49-9041)	\$19.93	\$26.21	\$33.08

Occupation	25th Percentile Earnings	Median Earnings	75th Percentile Earnings
Maintenance Workers, Machinery (49-9043)	\$15.62	\$22.49	\$28.91
Maintenance and Repair Workers, General (49-9071)	\$14.68	\$20.30	\$27.99
Electrical and Electronic Equipment Assemblers (51-2022)	\$11.34	\$14.23	\$18.07
Team Assemblers (51-2092)	\$10.20	\$12.20	\$17.71

## Regional Trends



Region	2019 Jobs	2020 Jobs	Change	% Change
● Region	134,004	134,111	107	0.1%
■ State	380,581	382,168	1,587	0.4%
▲ Nation	5,559,973	5,609,115	49,142	0.9%

## Regional Breakdown



County	2020 Jobs
Cook County, IL	83,084
DuPage County, IL	28,215
Lake County, IL	15,342
McHenry County, IL	4,278
Kenosha County, WI	3,193

## Occupation Gender Breakdown



Gender	2016 Jobs	2016 Percent
● Males	102,411	76.9%
● Females	30,819	23.1%



## Occupation Age Breakdown



Age	2016 Jobs	2016 Percent
14-18	391	0.3%
19-24	6,027	4.5%
25-34	23,601	17.7%
35-44	29,581	22.2%
45-54	36,507	27.4%
55-64	28,636	21.5%
65+	8,487	6.4%

## Occupation Race/Ethnicity Breakdown



Race/Ethnicity	2016 Jobs	2016 Percent
White	91,992	69.0%
Hispanic or Latino	21,609	16.2%
Black or African American	12,193	9.2%
Asian	6,409	4.8%
Two or More Races	707	0.5%
American Indian or Alaska Native	192	0.1%
Native Hawaiian or Other Pacific Islander	128	0.1%

## Occupational Programs

23 Programs (2016)	2,911 Completions (2016)	13,832 Openings (2016)
-----------------------	-----------------------------	---------------------------

CIP Code	Program	Completions (2016)
47.0604	Automobile/Automotive Mechanics Technology/Technician	1,376
46.0302	Electrician	711
52.9999	Business, Management, Marketing, and Related Support Services, Other	145
52.1902	Fashion Merchandising	117
47.0105	Industrial Electronics Technology/Technician	113

## Industries Employing ARM-AAS Degree Exploration

Industry	Occupation Group Jobs in Industry (2016)	% of Occupation Group in Industry (2016)	% of Total Jobs in Industry (2016)
Wholesale Trade Agents and Brokers	7,744	5.8%	35.3%
Temporary Help Services	6,563	4.9%	5.3%
Local Government, Excluding Education and Hospitals	3,710	2.8%	2.5%
Industrial Machinery and Equipment Merchant Wholesalers	3,166	2.4%	27.8%
Residential Property Managers	2,204	1.7%	20.7%

# Appendix A - Occupations

Code	Description
17-3012	Electrical and Electronics Drafters
17-3013	Mechanical Drafters
17-3024	Electro-Mechanical Technicians
27-3042	Technical Writers
41-4011	Sales Representatives, Wholesale and Manufacturing, Technical and Scientific Products
41-4012	Sales Representatives, Wholesale and Manufacturing, Except Technical and Scientific Products
49-2011	Computer, Automated Teller, and Office Machine Repairers
49-2092	Electric Motor, Power Tool, and Related Repairers
49-2093	Electrical and Electronics Installers and Repairers, Transportation Equipment
49-2094	Electrical and Electronics Repairers, Commercial and Industrial Equipment
49-2095	Electrical and Electronics Repairers, Powerhouse, Substation, and Relay
49-2096	Electronic Equipment Installers and Repairers, Motor Vehicles
49-9041	Industrial Machinery Mechanics
49-9043	Maintenance Workers, Machinery
49-9071	Maintenance and Repair Workers, General
51-2022	Electrical and Electronic Equipment Assemblers
51-2092	Team Assemblers

# Appendix B - Data Sources and Calculations

## Location Quotient

Location quotient (LQ) is a way of quantifying how concentrated a particular industry, cluster, occupation, or demographic group is in a region as compared to the nation. It can reveal what makes a particular region unique in comparison to the national average.

## Occupation Data

Emsi occupation employment data are based on final Emsi industry data and final Emsi staffing patterns. Wage estimates are based on Occupational Employment Statistics (QCEW and Non-QCEW Employees classes of worker) and the American Community Survey (Self-Employed and Extended Proprietors). Occupational wage estimates also affected by county-level Emsi earnings by industry.

## Completers Data

The completers data in this report is taken directly from the national IPEDS database published by the U.S. Department of Education's National Center for Education Statistics.

## Institution Data

The institution data in this report is taken directly from the national IPEDS database published by the U.S. Department of Education's National Center for Education Statistics.

## State Data Sources

This report uses state data from the following agencies: Illinois Department of Employment Security, Employment Projections; Wisconsin Department of Workforce Development, Bureau of Workforce Information