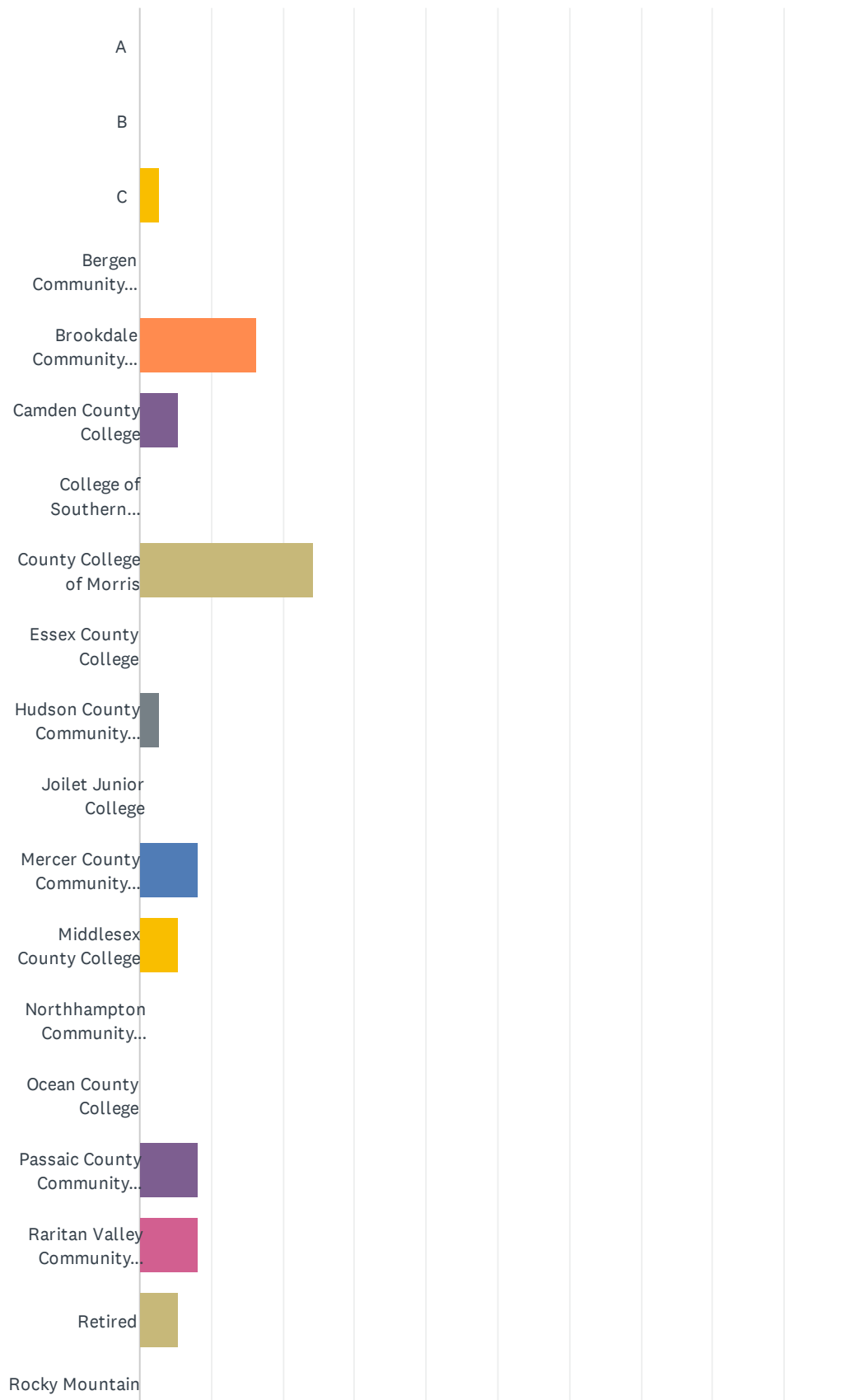
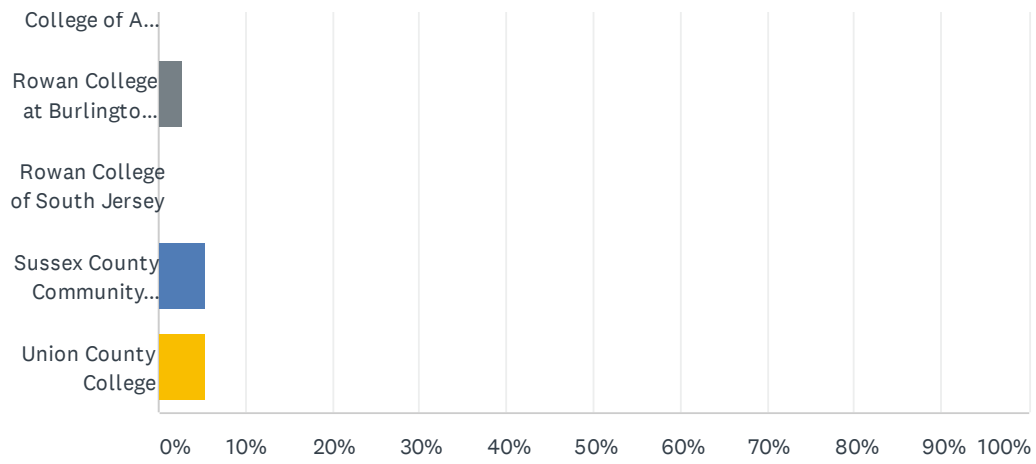


# Q1 Indicate your community college affiliation.

Answered: 37 Skipped: 1



# MATYCNJ Data Science Summit Survey, Fall 2020



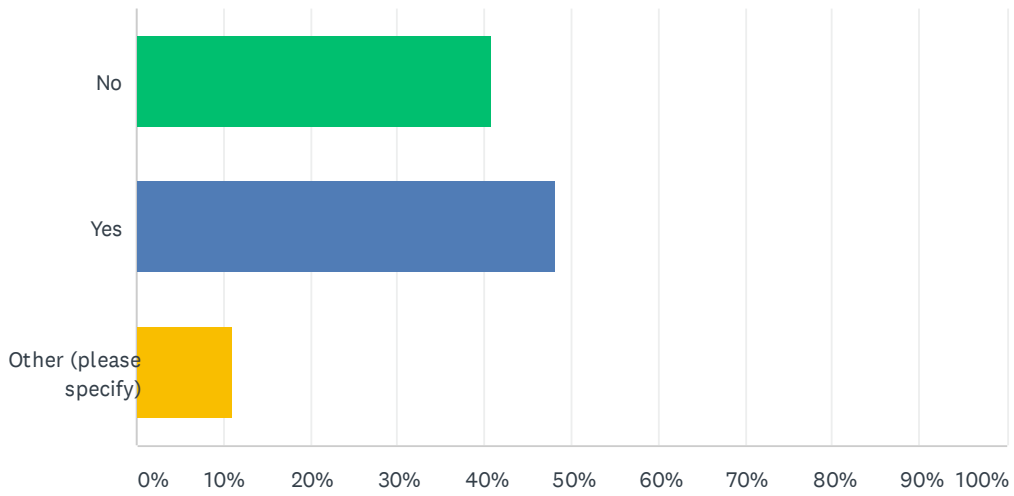
MATYCNJ Data Science Summit Survey, Fall 2020

ANSWER CHOICES	RESPONSES	
A	0.00%	0
B	0.00%	0
C	2.70%	1
Bergen Community College	0.00%	0
Brookdale Community College	16.22%	6
Camden County College	5.41%	2
College of Southern Maryland	0.00%	0
County College of Morris	24.32%	9
Essex County College	0.00%	0
Hudson County Community College	2.70%	1
Joilet Junior College	0.00%	0
Mercer County Community College	8.11%	3
Middlesex County College	5.41%	2
Northhampton Community College	0.00%	0
Ocean County College	0.00%	0
Passaic County Community College	8.11%	3
Raritan Valley Community College	8.11%	3
Retired	5.41%	2
Rocky Mountain College of Art and Design	0.00%	0
Rowan College at Burlington County	2.70%	1
Rowan College of South Jersey	0.00%	0
Sussex County Community College	5.41%	2
Union County College	5.41%	2
<b>TOTAL</b>		<b>37</b>

#	OTHER (PLEASE SPECIFY)	DATE
1	Retired Not involved in course or program development	3/25/2021 12:04 PM

## Q2 Does your institution currently offer any data science courses or programs?

Answered: 27 Skipped: 11

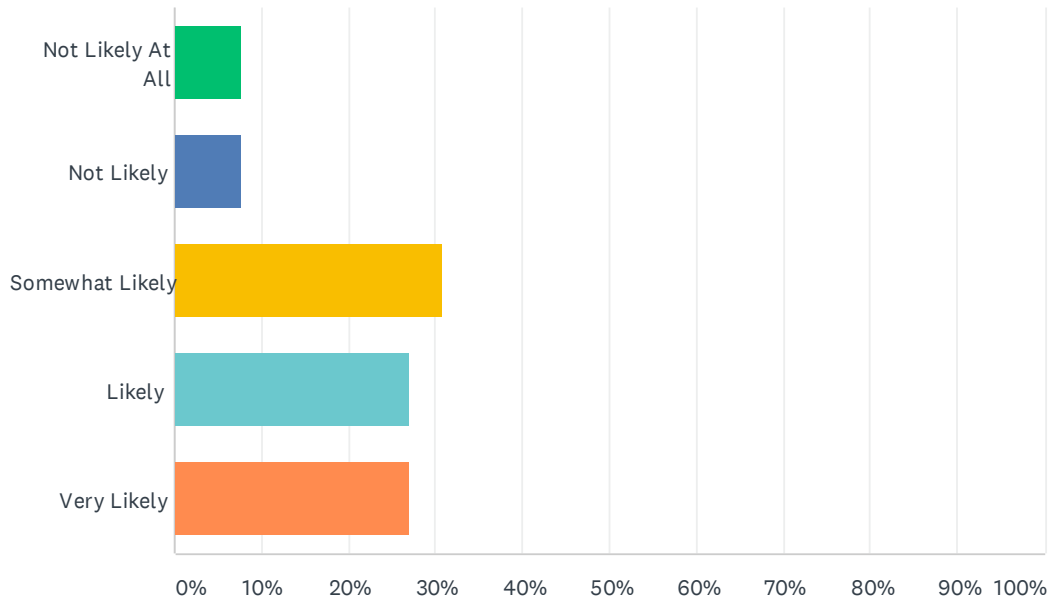


ANSWER CHOICES	RESPONSES	
No	40.74%	11
Yes	48.15%	13
Other (please specify)	11.11%	3
<b>TOTAL</b>		<b>27</b>

#	OTHER (PLEASE SPECIFY)	DATE
1	Not currently offered. However, I am retired and so not really able to influence decisions to implement new programs other than conversing with faculty.	3/25/2021 2:17 PM
2	submitted program for approval	3/25/2021 1:18 PM
3	We will be offering classes soon	3/25/2021 11:27 AM

### Q3 As a result of participating in Fall 2020 MATYCNJ Data Science Summit, how likely are you to implement new data science courses or programs?

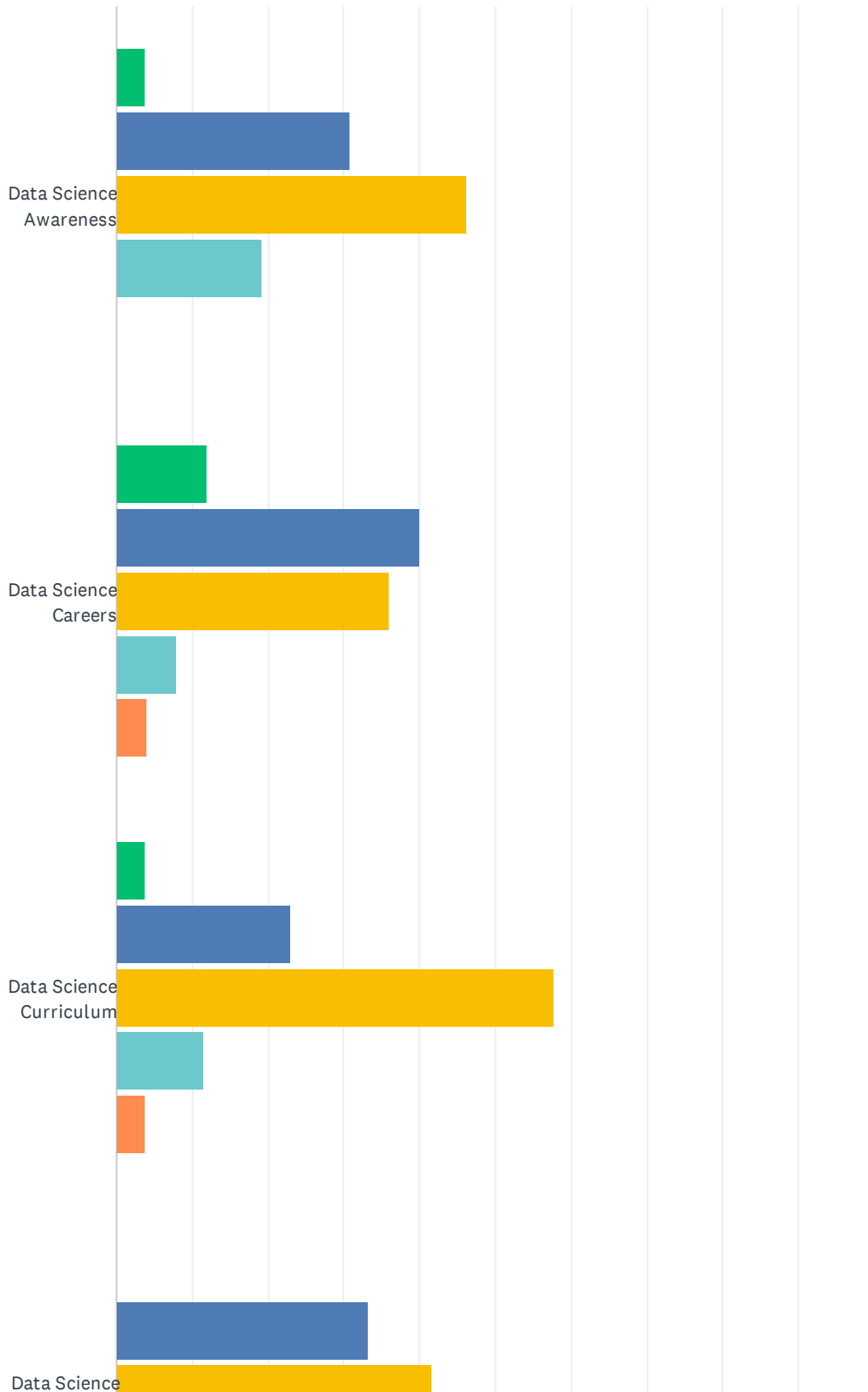
Answered: 26 Skipped: 12



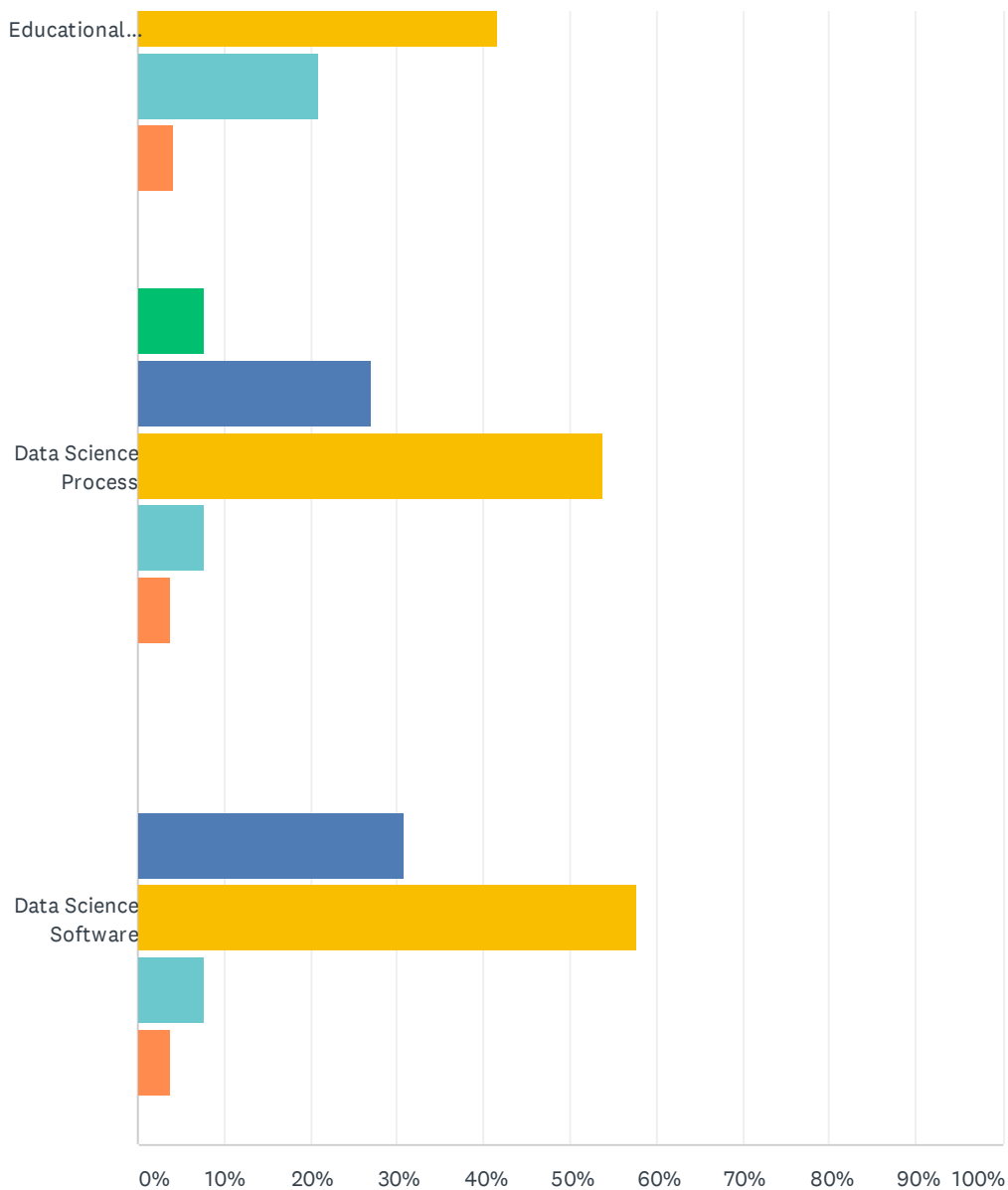
ANSWER CHOICES	RESPONSES
Not Likely At All	7.69% 2
Not Likely	7.69% 2
Somewhat Likely	30.77% 8
Likely	26.92% 7
Very Likely	26.92% 7
<b>TOTAL</b>	<b>26</b>

### Q4 As a result of participating in Fall 2020 MATYCNJ Data Science Summit, indicate the extent to which you feel your awareness was increase in each topic below.

Answered: 27 Skipped: 11



# MATYCNJ Data Science Summit Survey, Fall 2020



- My awareness WAS NOT increase at all
- My awareness was SOMEWHAT increased
- My awareness was INCREASED
- My awareness was HIGHLY increased
- N/A

MATYCNJ Data Science Summit Survey, Fall 2020

	MY AWARENESS WAS NOT INCREASE AT ALL	MY AWARENESS WAS SOMEWHAT INCREASED	MY AWARENESS WAS INCREASED	MY AWARENESS WAS HIGHLY INCREASED	N/A	TOTAL	WEIGHTED AVERAGE
Data Science Awareness	3.85% 1	30.77% 8	46.15% 12	19.23% 5	0.00% 0	26	2.81
Data Science Careers	12.00% 3	40.00% 10	36.00% 9	8.00% 2	4.00% 1	25	2.42
Data Science Curriculum	3.85% 1	23.08% 6	57.69% 15	11.54% 3	3.85% 1	26	2.80
Data Science Educational Resources	0.00% 0	33.33% 8	41.67% 10	20.83% 5	4.17% 1	24	2.87
Data Science Process	7.69% 2	26.92% 7	53.85% 14	7.69% 2	3.85% 1	26	2.64
Data Science Software	0.00% 0	30.77% 8	57.69% 15	7.69% 2	3.85% 1	26	2.76



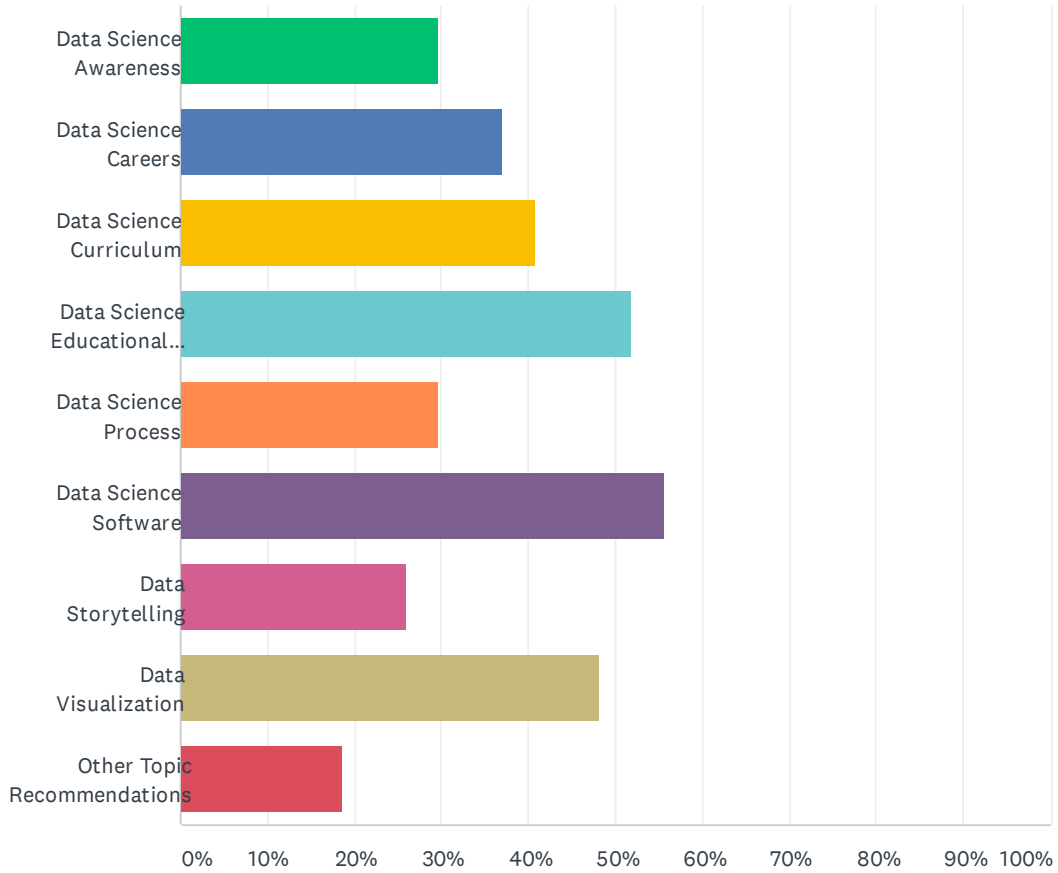
## Q5 Thinking of your experience during the Fall 2020 MATYCNJ conference, what experience was most notable for you?

Answered: 18 Skipped: 20

#	RESPONSES	DATE
1	The keynote speaker pointing out how you have to be mindful of the visual presentation/details of graphics, making sure all relevant content is visible, legible, etc.	3/25/2021 3:41 PM
2	Learning about R	3/25/2021 2:44 PM
3	I really appreciated and enjoyed hearing Hadley Wickham's presentation	3/25/2021 2:30 PM
4	I was happy that the virtual conference worked as well as it did.	3/25/2021 2:17 PM
5	Playing with the worlds population data	3/25/2021 1:23 PM
6	hearing ideas from teachers at other schools	3/25/2021 1:18 PM
7	Data Science program of study..	3/25/2021 12:07 PM
8	The OER resources available for students.	3/25/2021 11:47 AM
9	Not sure	3/25/2021 11:32 AM
10	Hadley Wickham's presentation	3/11/2021 5:34 PM
11	I wish I could have been part of the data science presentations, but I was hosting other presentations.	3/9/2021 1:33 PM
12	keynote speaker	3/8/2021 11:48 AM
13	I liked the instructor who demonstrated several kinds of data science problems in his talk. I hope he speaks again.	3/7/2021 9:06 PM
14	The talk given by Professor Boniakowski from the County College of Morris. She explained how she added courses to come up with the program.	3/7/2021 7:44 PM
15	the breakout sessions	3/7/2021 1:58 PM
16	Hadley Wickham talk	3/6/2021 9:39 PM
17	Listening to colleagues present their perspective based on the topics presented.	3/6/2021 6:58 PM
18	Meeting and hearing Hadley Wickham speak about R.	3/1/2021 8:35 AM

## Q6 Looking forward to the Fall 2021 MATYCNJ meeting, which topics would you recommend? (SELECT ALL THAT APPLY)

Answered: 27 Skipped: 11



ANSWER CHOICES	RESPONSES	
Data Science Awareness	29.63%	8
Data Science Careers	37.04%	10
Data Science Curriculum	40.74%	11
Data Science Educational Resources	51.85%	14
Data Science Process	29.63%	8
Data Science Software	55.56%	15
Data Storytelling	25.93%	7
Data Visualization	48.15%	13
Other Topic Recommendations	18.52%	5
Total Respondents: 27		

#	OTHER TOPIC RECOMMENDATIONS	DATE
---	-----------------------------	------

## MATYCNJ Data Science Summit Survey, Fall 2020

1	Julia, tools for LMS like Canvas	3/25/2021 2:44 PM
2	The Role of the Community College in Teacher Preparation	3/25/2021 2:17 PM
3	Data science transfer programs	3/25/2021 11:32 AM
4	It would be nice to see a variety of topics, not just Data Science.	3/7/2021 1:58 PM
5	Practical Teaching Materials	3/6/2021 6:58 PM

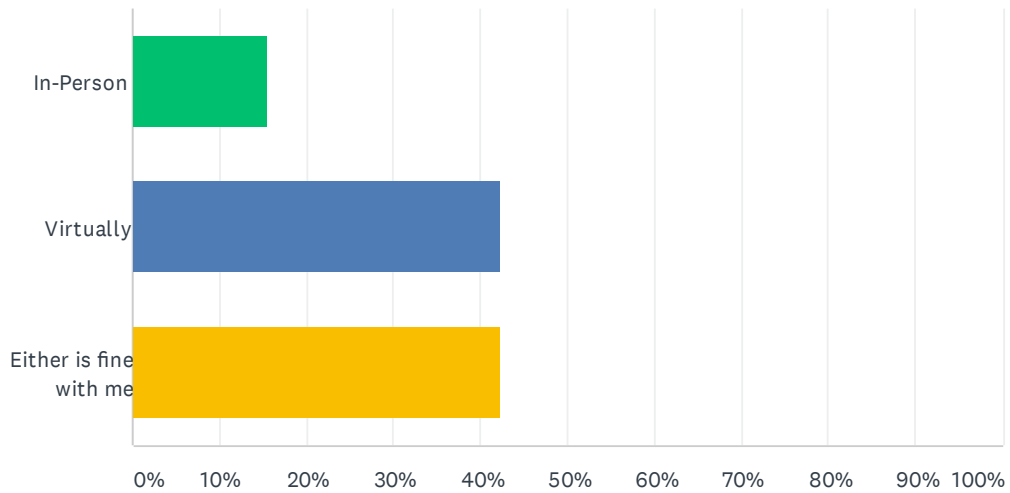
## Q7 Thinking about the Fall 2021 MATYCNJ conference, what are your recommendations or suggestions?

Answered: 14 Skipped: 24

#	RESPONSES	DATE
1	How to use graphics in Math Courses like Desmos Computer Algebra Systems How to test online when students have apps that show steps, like Wolfram Alpha	3/25/2021 2:44 PM
2	coordination with the 4Cs and the data science focus	3/25/2021 2:30 PM
3	If virtual, please keep it working as well as it has. If in person, some topics off-theme for the scheduled sessions—such as teacher preparation, placement of students in courses after the COVID slide becomes apparent, how to bridge content knowledge for students, software innovations, legislative actions affecting community colleges, data sharing among colleges, etc.	3/25/2021 2:17 PM
4	None	3/25/2021 1:23 PM
5	It will be nice to have the conference at a college but it is likely that things will not be fully open in the fall.	3/25/2021 1:18 PM
6	None at this time	3/11/2021 5:34 PM
7	I would like to see a list of data science careers and the requirements to have such careers.	3/9/2021 1:33 PM
8	none	3/8/2021 11:48 AM
9	none	3/7/2021 9:06 PM
10	Looking for suggestions for internships with companies working with data science.	3/7/2021 7:44 PM
11	moe breakout sessions	3/7/2021 1:58 PM
12	related to data science - results of this survey, continued workgroup for data science	3/6/2021 9:39 PM
13	Continue to present guest speakers and run the conference in the same manner as the most recent conference.	3/6/2021 6:58 PM
14	None	3/1/2021 8:35 AM

## Q8 How would you prefer the Fall 2021 conference be held? In-Person or Virtually?

Answered: 26 Skipped: 12



ANSWER CHOICES	RESPONSES
In-Person	15.38% 4
Virtually	42.31% 11
Either is fine with me	42.31% 11
TOTAL	26